

MEET THE TEACHER

Year 1

Autumn 2024





YEAR 1 TEAM

Miss Fransch & Miss Cox

Mrs Dowling (Mon-Wed) / Mrs Rustemaj (Thur-Fri)
& Mrs Gosia

OUR CLASSES

All Classes are named after authors.
Year 1 classes are named after...



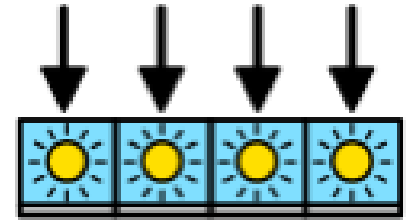
Judith Kerr



Julia Donaldson



DAILY ROUTINES



- ❖ Classroom doors are opened at 8:40am.
- ❖ The children come in and complete a morning activity.
- ❖ Register is taken at 8.50/55am* and lessons start at 9am.
- ❖ Morning break— 10.30am— 10.45am. Fruit and milk is provided in KS1.
- ❖ We are a water only school.
- ❖ Break for lunch from 12.00pm to 1.00pm. Lunches are eaten in the hall.
- ❖ End of day is 3:15pm. Collection— please notify school about anyone different picking up.

WEEKLY TIMETABLE

Year 1	Monday	Tuesday	Wednesday	Thursday	Friday
9.00-9.30	Assembly	Phonics/Comp	Phonics/Comp	Phonics/Comp	Assembly
9.30-10.00	Phonics/Comp	English	English	English	Phonics/Comp
10.00-10.30	SPaG				Maths
10.30-10.45	BREAK	BREAK	BREAK	BREAK	BREAK
10.45-11.00	Arithmetic	Arithmetic	Arithmetic	Arithmetic	Arithmetic
11.00-12.00	Maths	Maths	Maths	Maths	English
		(PPA Starts 11.45)			
12.00-1.00	LUNCH	LUNCH	LUNCH	LUNCH	LUNCH
1.00-3.00	Computing (A) Art & DT (B)	PPA	PSHE (1-1.30)	Class Comp (1.00-1.30)	Class Comp (1.00-1.30)
			Music (1.30-2.15)	Science	Humanities
			RE (2.15-3.00)		
3.00-3.15	Class Story/RfP	Class Story/RfP	Class Story/RfP	Class Story/RfP	Class Story/RfP

PE DAYS



- ❖ PE is on a Tuesday afternoon.
- ❖ In KS1 children can come to school in PE kit
- ❖ All earrings and jewellery **must** be removed before PE lessons*.
- ❖ If unable to participate – will complete work in another class.

WE HAVE HIGH EXPECTATIONS FOR ALL, IN ALL ASPECTS OF SCHOOL LIFE.





UNIFORM

Our uniform is...

- ❖ Navy v-neck jumper or cardigan with school logo
- ❖ Teal polo shirt
- ❖ Black trousers or black skirt
- ❖ White/grey/black socks
- ❖ Blue gingham dress in Summer
- ❖ black shoes (no trainers)
- ❖ No jewellery*

Please ensure that all items are clearly named.

BEHAVIOUR POLICY

Our school motto is
Castle Never Stops Learning

Our core values are:
Respect, Pride, Resilience, Collaboration, Trust and
Hope.

We aim to promote positive behaviour choices using the Proud Cloud, class rewards, house points and rewards during assembly.

1, 2, 3 Magic Strategy

Warning- “that is a 1, that is a 2...”

“That is a 3” → consequence

Consequences may include a child missing part of their break or choosing time.

Immediate 3 (unacceptable behaviour) → Behaviour is recorded and monitored. Parents and SLT contacted. Letter sent home to parents.

READING



- ❖ Reading is vital!
- ❖ Reading activities take place in school daily.
- ❖ Books and reading journals must be in school every day
- ❖ Children must read every day.
- ❖ Children who read 5 times a week will earn stickers/rewards.
- ❖ Please make comments in reading journals.

PHONICS SCREENING

- ❖ In June all children in Year 1 take place in national Phonics Screening Check.
- ❖ Phonics Screening Check The check is designed to see if Children have the sufficient decoding skills they need by the end of Year 1.
- ❖ More information about the Check and Phonics will be available in our Phonics Information evening.
- ❖ To support your child, we ask that you read daily with them and complete any phonics home learning set.

HOMework

- ❖ Homework completion is essential.
- ❖ Homework will be set on a Friday.
- ❖ Some homework may be set online – Numbots
- ❖ Homework must be returned to school by the following Thursday.
- ❖ Please encourage and support your child.

NUMBOTS

NumBots is available for all children in KS1. It can be used as a website or as an app and promotes the learning of number bonds in their story mode and then deepening their understanding in the challenge mode. Their logins can be found inside of their reading record and the children will be set tasks weekly to complete at home.

The word 'NUMBOTS' is written in a large, bold, stylized font. Each letter is a different color: N (orange), U (green), M (blue), B (purple), O (yellow), T (teal), and S (pink). The letters have a thick black outline and are set against a background of blue and white geometric shapes.

HOW YOU CAN SUPPORT YOUR CHILD...

- ❖ Arrive at school on time
- ❖ Read with children at home
- ❖ Support with homework completion
- ❖ Ensure children are equipped for each day
- ❖ Reinforce expectations
- ❖ Keep up to date via the newsletter (mufti days, cake events etc).

CONTACT & COMMUNICATION

- ❖ Open door policy
- ❖ The class teacher is always your first point of contact for any issues or questions.
- ❖ If you need to speak to the class teacher in detail, please book an appointment as time at drop off/collection is limited.
- ❖ Notes in Reading Journals
- ❖ Weekly school newsletters
- ❖ School website

QUESTIONS

The image features the word "QUESTIONS" in a large, bold, white, sans-serif font with a slight 3D effect. The letters are centered and surrounded by a vibrant, multi-colored collage of question marks and geometric shapes. The question marks and shapes are in various colors including blue, yellow, orange, red, green, purple, and pink. Some shapes are solid, while others are semi-transparent, creating a layered, dynamic effect. The background is plain white, and the entire graphic is framed by a solid blue border.